



TOOL // Pre-test Addition and Subtraction Formative

What is it used for?

The tool is used prior to beginning a unit on addition and subtraction to give the teacher a quick idea of student understanding of the basic concepts and skills.

How do you use it?

Each student is given a strip with the question on it. They are asked to complete the task independently. The teacher then collects and records student's names in the applicable boxes related to the skills: Got It! Needs Help. The data then informs guided math groups for both enrichment and teaching/learning.

Pretest Addition and Subtraction Do not use a calculator!

Calculate the sum or difference for the questions below.

$46 + 18$


$75 - 26$

$999 + 1786$

$386 - 248$

$1045 + 434$

$1008 - 165$



Which sum is greater than 1000? Use estimation do not use the calculation!

$528 + 489$

$428 + 574$

$136 + 852$

Explain how you estimated?

Which differences are between 400 and 500? Do not do the calculation estimate! Circle them. Explain your thinking.

$871 - 422$



$615 - 234$

$827 - 539$

Newburgh, Centreville and Tamworth schools would like to go to the musical production of Snowflake in Kingston. The theatre has 700 seats at each performance. Can all three school go to the same performance? Use your problem solving placemat and show all your work.

School	# of students
Newburgh	236
Centreville	188
Tamworth	364

Formative Data Addition and Subtraction

Skill	Got It! 	
Addition with Regrouping		
Subtraction with Regrouping		
Estimation Addition		
Estimation Subtraction		
Multi digit Addition		

Note to self...